

2.3

Ex-Linear light fittings for fluorescent lamps

eLLK 92 18 W – 58 W / eLLM 92 18 W – 36 W
(Zone 1, 2, 21, 22)

The classic lighting solution in hazardous areas

The eLLK 92 linear luminaire series for fluorescent lamps combines the latest lighting technology with the requirements of a harsh and hazardous environment. This luminaire series is available in various sizes as a ceiling mounted light fitting (eLLK) and as a pole-mounted light fitting (eLLM).

Long-term safety

The luminaires of this robust lighting series with plastic enclosures are equipped with a highly-efficient electronic ballast that features a reliable EOL circuit. Thus, the lamps are checked for proper operation and shut down safely in the event of a malfunction at the end of their service life. In addition, the dual-channel structure of the electronic ballasts enables the safe operation of the second lamp if one lamp fails.

Versatile

The wide input voltage range and major international approvals enable the worldwide use of this successful luminaire series.

Simple and cost-effective installation

In conjunction with the generously dimensioned terminal compartment, the standard, single-ended through-wiring allows a cost-effective installation. The double-sided locking facility with 10, 20 or 24 latch points allows the protective bowl to be hinged on both sides meaning that the fitting can be mounted on either side.

Just in case: the emergency lighting version

Safety is always our top priority. This is why we also supply the eLLK 92 light fitting series with a built-in V-CG-S module. These luminaires with individual monitoring can be connected to a CEAG emergency lighting supply system.

Another option for operation with central battery emergency lighting systems (ZB) is the

DCA version without individual monitoring. In the emergency mode, one lamp is turned off (AC / DC monitoring), thus reducing the required battery power.

The NE variants (Section 2.4) are also available for use as emergency light fittings with a self-contained battery unit.

Ready for LED-use

Our new version "LED-Ready" is equipped with all wiring for use of the LED-module. Those luminaires can

International certification

Special versions according to the NEC standards are available for the use on the American market. CSA certification for the types of luminaires eLLK 92 2217 (2 x 17 W) and eLLK 92 4232 (2 x 32 W) allows their use there.







Other country-specific approvals, such as for Brazil or the new Eurasian Conformity (EAC) for placing them on the market in Russia, Belarus and Kazakhstan, are available.

Features

- Retrofitting of existing eLLK/M 92 018/18 or eLLK/M 92036/36 linear luminaires (latest version) is possible
- Standard dual channel ballast with EOL monitoring
- Can be used with CEAG LED module
- Double-sided central locking facility
- Safety interlocking system due to an integrated forced isolating switch
- Safety standard IP66
- Connection to CEAG emergency light monitoring systems possible (CG-S/DCA)
- Special version to NEC standards (CSA)



Ordering details

Type	Version	Terminals	Through-wiring single-ended	Through-wiring twin-ended	Cable gland/thread	Threaded plug	Blanking plug	Order No.
eLLK 92018/18								
	eLLK 92018/18 (2 x 18 W)	1/6-K	1 x 6	x	–	2 x M25, plastic	1	1 2265 875 101
	eLLK 92018/18 (2 x 18 W)	2/6-K	2 x 6	–	x	2 x M25, plastic	2 x M25	1 2265 875 103
	eLLK 92018/18 (2 x 18 W)	1/6-M ¹⁾	1 x 6	x	–	2 x M20, metal thread	1 x M20	1 2265 875 109
	eLLK 92018/18 (2 x 18 W)	2/6-M ¹⁾	2 x 6	–	x	4 x M20, metal thread	2 x M20	1 2265 875 111
	eLLK 92018/18 (2 x 18 W) ²⁾	1/6-K	1 x 6	x	–	2 x M25, plastic	1	1 2265 875 126
	eLLK 92018/18 (2 x 18 W)	1/6-M ¹⁾	1 x 6	x	–	2 x M25, metal thread	2 x M25	1 2265 875 609
	eLLK 92018/18 (2 x 18 W)	2/6-M ¹⁾	2 x 6	–	x	4 x M25, metal thread	4 x M25	1 2265 875 611
eLLK 92036								
	eLLK 92036 (1 x 36 W)	1/6-K	1 x 6	x	–	2 x M25, plastic	1	1 2263 875 101
	eLLK 92036 (1 x 36 W)	2/6-K	2 x 6	–	x	2 x M25, plastic	2 x M25	1 2263 875 103
	eLLK 92036 (1 x 36 W)	1/6-M	1 x 6	x	–	2 x M20, metal thread	1 x M20	1 2263 875 109
	eLLK 92036 (1 x 36 W)	2/6-M	2 x 6	x	–	4 x M20, metal thread	2 x M20	1 2263 875 111
	eLLK 92036 (1 x 36 W) ²⁾	1/6-K	1 x 6	x	–	2 x M25, plastic	1	1 2263 875 125
	eLLK 92036 (1 x 36 W)	1/6-M	1 x 6	x	–	2 x M25, metal thread	2 x M25	1 2263 875 609
	eLLK 92036 (1 x 36 W)	2/6-M	2 x 6	x	–	4 x M25, metal thread	2 x M25	1 2263 875 611
eLLK 92036/36								
	eLLK 92036/36 (2 x 36 W)	1/6-K	1 x 6	x	–	2 x M25, plastic	1	1 2266 875 101
	eLLK 92036/36 (2 x 36 W)	2/6-K	2 x 6	–	x	2 x M25, plastic	2 x M25	1 2266 875 103
	eLLK 92036/36 (2 x 36 W)	1/6-M	1 x 6	x	–	2 x M20, metal thread	1 x M20	1 2266 875 109
	eLLK 92036/36 (2 x 36 W)	2/6-M	2 x 6	–	x	4 x M20, metal thread	2 x M20	1 2266 875 111
	eLLK 92036/36 (2 x 36 W)	1/6-M	1 x 6	x	–	2 x M25, metal thread	2 x M25	1 2266 875 609
	eLLK 92036/36 (2 x 36 W)	2/6-M	2 x 6	–	x	4 x M25, metal thread	4 x M25	1 2266 875 611
eLLM 920...³⁾								
	eLLM 92018/18 (2 x 18 W)	1/3-K	1 x 3	–	–	1 x M25, plastic		1 2268 875 101
	eLLM 92036/36 (2 x 36 W)	1/3-K	1 x 3	–	–	1 x M25, plastic		1 2269 875 101
	eLLM 92036/36 (2 x 36 W)	2/6-K	2 x 6	x	–	2 x M25, plastic	1 x M25	1 2269 875 103
eLLK 92058								
	eLLK 92058 (1 x 58 W)	1/6-K	1 x 6	x	–	2 x M25, plastic	1	1 2264 875 101
	eLLK 92058 (1 x 58 W)	2/6-K	2 x 6	–	x	2 x M25, plastic	2 x M25	1 2264 875 103
	eLLK 92058 (1 x 58 W)	1/6-M	1 x 6	x	–	2 x M20, metal thread	1 x M20	1 2264 875 109
	eLLK 92058 (1 x 58 W)	2/6-M	2 x 6	–	x	4 x M20, metal thread	2 x M20	1 2264 875 111
	eLLK 92058 (1 x 58 W)	2/6-M	2 x 6	–	x	4 x M25, metal thread	2 x M25	1 2264 875 611
eLLK 92058/58								
	eLLK 92058/58 (2 x 58 W)	1/6-K	1 x 6	x	–	2 x M25, plastic	1	1 2267 875 101
	eLLK 92058/58 (2 x 58 W)	2/6-K	2 x 6	–	x	2 x M25, plastic	2 x M25	1 2267 875 103
	eLLK 92058/58 (2 x 58 W)	1/6-M	1 x 6	x	–	2 x M20, metal thread	1 x M20	1 2267 875 109
	eLLK 92058/58 (2 x 58 W)	2/6-M	2 x 6	–	x	4 x M20, metal thread	2 x M20	1 2267 875 111
	eLLK 92058/58 (2 x 58 W)	1/6-M	1 x 6	x	–	2 x M25, metal thread	2 x M25	1 2267 875 609
	eLLK 92058/58 (2 x 58 W)	2/6-M	2 x 6	–	x	4 x M25, metal thread	4 x M25	1 2267 875 611

Scope of delivery without lamp and fixing accessories









Metal cable glands see catalogue part 2: 2.3.12 ff

¹⁾ with metal thread, without cable gland

²⁾ Level gauge P3

³⁾ Pole mounted light fitting

Ordering details

Type	Content	Terminals	Through-wiring single-ended	Through-wiring twin-ended	Cable gland/ thread	Threaded plug	Blank- ing plug	Order No.	
eLLK 92018/18 V-CG-S/DCA									
	eLLK 92018/18 V-CG-S (2 x 18 W) ²⁾ 2/6-K	2 x 6	–	x	2 x M25, plastic	2 x M25		1 2265 881 103	
	eLLK 92018/18 V-CG-S (2 x 18 W) ²⁾ 2/6-M	2 x 6	–	x	4 x M20, metal thread	2 x M20		1 2265 881 211	
	eLLK 92018/18 DCA (2 x 18 W) ³⁾	2/6-K	2 x 6	–	x	3 x M25, plastic	1 x M25	2	1 2265 908 000
eLLK 92036/36 V-CG-S/DCA									
	eLLK 92036/36 V-CG-S (2 x 36 W) ²⁾ 2/6-K	2 x 6	–	x	2 x M25, plastic	2 x M25		1 2266 881 103	
	eLLK 92036/36 V-CG-S (2 x 36 W) ²⁾ 2/6-M	2 x 6	–	x	4 x M20, metal thread	2 x M20		1 2266 881 211	
	eLLK 92036/36 DCA (2 x 36 W) ³⁾	2/6-K	2 x 6	–	x	3 x M25, plastic	1 x M25	2	1 2266 908 000
eLLK 92058/58 V-CG-S/DCA									
	eLLK 92058/58 V-CG-S (2 x 58 W) ²⁾ 2/6-K	2 x 6	–	x	2 x M25, plastic	2 x M25		1 2267 881 103	
	eLLK 92058/58 V-CG-S (2 x 58 W) ²⁾ 2/6-M	2 x 6	–	x	4 x M20, metal thread	2 x M20		1 2267 881 211	
eLLK 92 2217 CSA ⁴⁾									
	eLLK 92 2217/U240 (2 x 17 W) ⁴⁾	1/6-M ¹⁾	1 x 6	x	–	2 x 1/2" NPT Myers Hub Adapter	2 x M25		1 2265 875 310
	eLLK 92 2217/U240 (2 x 17 W) ⁴⁾	2/6-M ¹⁾	2 x 6	–	x	2 x 3/4" NPT Myers Hub Adapter, 2 x metal thread M25	2 x M25		1 2265 875 311
eLLK 92 4232 CSA ⁴⁾									
	eLLK 924232/U240 (2 x 32 W) ⁴⁾	1/6-M ¹⁾	1 x 6	x	–	2 x 1/2" NPT Myers Hub Adapter	2 x M25		1 2266 875 310
	eLLK 924232/U240 (2 x 32 W) ⁴⁾	1/6-M ¹⁾	2 x 6	–	x	2 x 3/4" NPT Myers Hub Adapter, 2 x metal thread M25	2 x M25		1 2266 875 311
eLLK 92018/18 LED Ready									
	eLLK 92018/18 (2 x 18 W)	1/6-K	1 x 6	x	–	2 x M25, plastic		1	1 2265 600 101
	eLLK 92018/18 (2 x 18 W)	2/6-K	2 x 6	–	x	2 x M25, plastic	2 x M25		1 2265 600 103
	eLLK 92018/18 (2 x 18 W)	1/6-M ¹⁾	1 x 6	x	–	2 x M20, metal thread	1 x M20		1 2265 600 109
	eLLK 92018/18 (2 x 18 W)	2/6-M ¹⁾	2 x 6	–	x	4 x M20, metal thread	2 x M20		1 2265 600 111
eLLK 92036/36 LED Ready									
	eLLK 92036/36 (2 x 36 W)	1/6-K	1 x 6	x	–	2 x M25, plastic		1	1 2266 600 101
	eLLK 92036/36 (2 x 36 W)	2/6-K	2 x 6	–	x	2 x M25, plastic	2 x M25		1 2266 600 103
	eLLK 92036/36 (2 x 36 W)	1/6-M	1 x 6	x	–	2 x M20, metal thread	1 x M20		1 2266 600 109
	eLLK 92036/36 (2 x 36 W)	2/6-M	2 x 6	–	x	4 x M20, metal thread	2 x M20		1 2266 600 111
eLLM 920... ³⁾ LED Ready									
	eLLM 92018/18 (2 x 18 W)	1/3-K	1 x 3	–	–	1 x M25, plastic			1 2268 600 101
	eLLM 92036/36 (2 x 36 W)	1/3-K	1 x 3	–	–	1 x M25, plastic			1 2269 600 101

Scope of delivery without lamp and fixing accessories

Metal cable glands see catalogue part 2: 2.3.12 ff





1) with metal thread, without cable gland

2) for operation with CEAG-emergency supply system

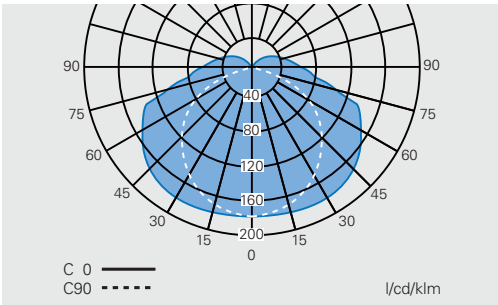
3) for operation with CB-emergency supply systems

4) for use according to NEC-standards

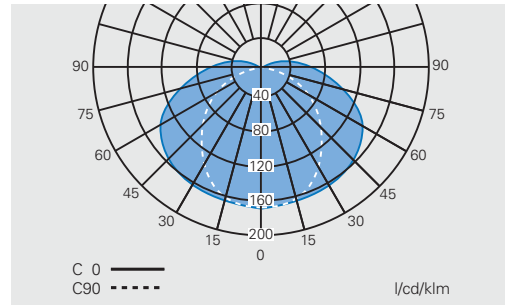
Accessories

Type	Application	Order No. for 4000 K	Order No. for 5600 K
	for eLLK 92 018/18 incl. conversion kit	1 2255 213 501	1 2255 213 511
	for eLLK 92 036/36 incl. conversion kit	1 2256 226 501	1 2256 226 511
	for eLLK 92 018/18 LED Ready	1 2255 213 101	1 2255 213 111
	for eLLK 92 036/36 LED Ready	1 2256 226 101	1 2256 226 111
Single sided through wiring 2/6 with 2 entries M25, incl. terminals and mounting material	eLLM 92 Pole mounting light fitting		2 2218 602 000

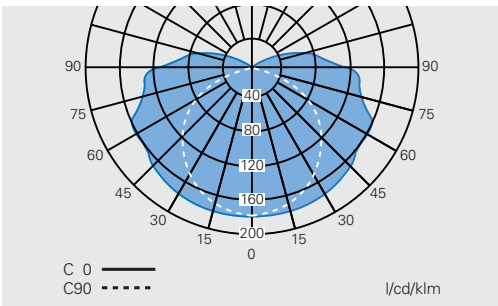
Polar curve eLLK 92018/18 / eLLK 92036/36



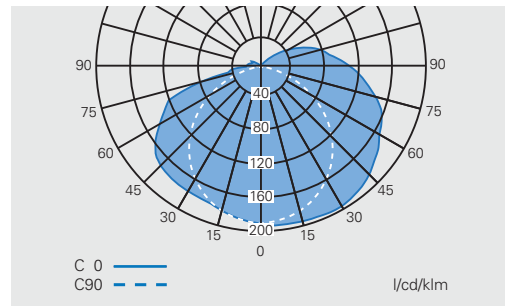
Polar curve eLLK 92058/58



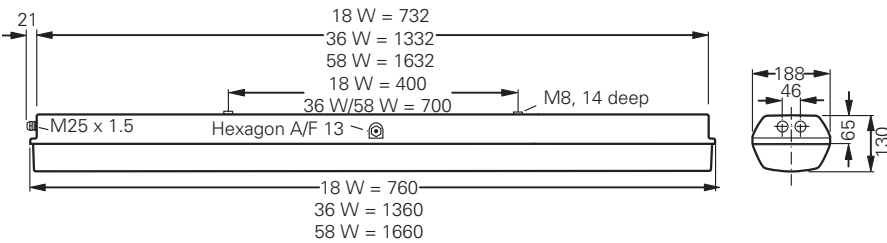
Polar curve eLLK 92036 / eLLK 92058



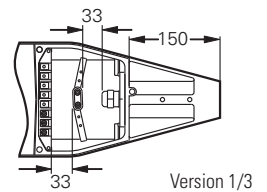
Polar curve eLLK92018/18 V-CG-S /DCA eLLK92036/36 V-CG-S /DCA eLLK92058/58 V-CG-S



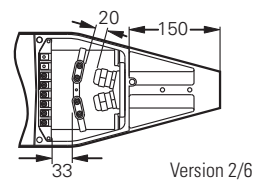
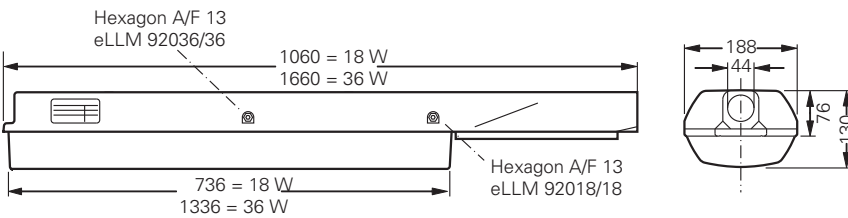
eLLK 92018/18 / eLLK 92036 / eLLK 92036/36 / eLLK 92058 / eLLK 92058/58



eLLM 92...



eLLM 92018/18 / eLLM 92036/36



Dimensions in mm

2.3

Technical data

eLLK 92018/18 (2 x 18 W) / eLLK 92036 (1 x 36 W)



Technical data

	eLLK 92018/18 (2 x 18 W)	eLLK 92036 (1 x 36 W) / eLLK 92036/36 (2 x 36 W)
EC-Type Examination Certificate	BVS 09 ATEX E 034	BVS 09 ATEX E 034
IECEX Certificate of Conformity	IECEX BVS 09.0033	IECEX BVS 09.0033
Marking accd. to 2014/34/EU	⊕ II 2 G Ex de IIC T4 Gb ⊕ II 2 D Ex tb IIIC T80 °C Db IP66	⊕ II 2 G Ex de IIC T4 Gb ⊕ II 2 D Ex tb IIIC T80 °C Db IP66
Marking accd. to IECEx	Ex de IIC T4 Gb Ex tb IIIC T80 °C Db	Ex de IIC T4 Gb Ex tb IIIC T80 °C Db
Permissible ambient temperature	-25 °C up to +55 °C (U _N ≥ 220 V) -25 °C up to +50 °C (U _N ≤ 220 V)	-25 °C up to +55 °C (U _N ≥ 220 V) -25 °C up to +50 °C (U _N ≤ 220 V)
IK-class according to EN 50102	IK 10 ± 20 J	IK 10 ± 20 J
Rated voltage	110 - 254 V AC 110 - 250 V DC	110 - 254 V AC 110 - 250 V DC
Rated current	0.18 A	0.18 A / 0.34 A
Frequency	50 - 60 Hz	50 - 60 Hz
Power factor cos φ	≥ 0.95	≥ 0.95
Circuit	EVG	EVG
Protection class	I	I
Lamp / Illuminant	2 x T26 / 18 W (T8)	1 x T26 / 36 W (T8) / 2 x T26 / 36 W (T8)
Rated luminous flux	2700 lm ¹⁾	3350 lm ¹⁾ / 6700 lm ¹⁾
Lamp cap	G13 accd. to IEC 60061-1	G13 accd. to IEC 60061-1
Light output ratio	78 %	86 % / 78 %
Dimensions (L x W x H)	760 x 188 x 130 mm	1360 x 188 x 130 mm
Connecting terminals	L1, L2, L3, L, N, PE; max. 2 x 6 mm ² per terminal	L1, L2, L3, L, N, PE; max. 2 x 6 mm ² per terminal
Enclosure colour	RAL 7035 light grey	RAL 7035 light grey
Enclosure material	glass-fibre reinforced polyester	glass-fibre reinforced polyester
Weight	5.2 kg	6.7 kg / 7.4 kg
Cable glands / gland plates / enclosure drilling	Ex-e cable glands M25 x 1.5 (plastic), option: M20 x 1.5 metal thread ²⁾	Ex-e cable glands M25 x 1.5 (plastic), option: M20 x 1.5 metal thread ²⁾
Degree of protection accd. to EN 60529	IP66	IP66
Protective cover / protective bowl	Polycarbonate	Polycarbonate

¹⁾ depends on used lamps

²⁾ with dustcover if entry/thread is not closed



Technical data

eLLK 92058 (1 x 58 W) / eLLK 92058/58 (2 x 58 W)	
EC-Type Examination Certificate	BVS 09 ATEX E 034
IECEX Certificate of Conformity	IECEX BVS 09.0033
Marking accd. to 2014/34/EU	⊕ II 2 G Ex de IIC T4 Gb ⊕ II 2 D Ex tb IIIC T80 °C Db IP66
Marking accd. to IECEx	Ex de IIC T4 Gb Ex tb IIIC T80 °C Db
Permissible ambient temperature	-25 °C up to +40 °C
IK-class according to EN 50102	IK 10 ± 20 J
Rated voltage	220 - 254 V AC 195 - 250 V DC
Rated current	0.27 A / 0.53 A
Frequency	50 - 60 Hz
Power factor cos φ	≥ 0.95
Circuit	EVG
Protection class	I
Lamp / Illuminant	1 x T26 / 58 W (T8) / 2 x T26 / 58 W (T8)
Rated luminous flux	5200 lm ¹⁾ / 10400 lm ¹⁾
Lamp cap	G13 accd. to IEC 60061-1
Light output ratio	83 % / 72 %
Dimensions (L x W x H)	1660 x 188 x 130 mm
Connecting terminals	L1, L2, L3, L, N, PE; max. 2 x 6 mm ² per terminal
Enclosure colour	RAL 7035 light grey
Enclosure material	glass-fibre reinforced polyester
Weight	8.2 kg / 8.5 kg
Cable glands / gland plates / enclosure drilling	Ex-e cable glands M25 x 1.5 (plastic), option: M20 x 1.5 metal thread ²⁾
Degree of protection accd. to EN 60529	IP66
Protective cover / protective bowl	Polycarbonate

¹⁾ depends on used lamps

²⁾ with dustcover if entry/thread is not closed



Technical data

	eLLM 92018/18 (2 x 18 W)	eLLM 92036 (1 x 36 W) / eLLM 92036/36 (2 x 36 W)
EC-Type Examination Certificate	BVS 09 ATEX E 034	BVS 09 ATEX E 034
IECEX Certificate of Conformity	IECEX BVS 09.0033	IECEX BVS 09.0033
Marking accd. to 2014/34/EU	⊕ II 2 G Ex de IIC T4 Gb ⊕ II 2 D Ex tb IIIC T80 °C Db IP66	⊕ II 2 G Ex de IIC T4 Gb ⊕ II 2 D Ex tb IIIC T80 °C Db IP66
Marking accd. to IECEx	Ex de IIC T4 Gb Ex tb IIIC T80 °C Db	Ex de IIC T4 Gb Ex tb IIIC T80 °C Db
Permissible ambient temperature	-25 °C up to +55 °C (U _N ≥ 220 V) -25 °C up to +50 °C (U _N ≤ 220 V)	-25 °C up to +55 °C (U _N ≥ 220 V) -25 °C up to +50 °C (U _N ≤ 220 V)
IK-class according to EN 50102	IK 10 ± 20 J	IK 10 ± 20 J
Rated voltage	110 - 254 V AC 110 - 250 V DC	110 - 254 V AC 110 - 250 V DC
Rated current	0.18 A	0.18 A / 0.34 A
Frequency	50 - 60 Hz	50 - 60 Hz
Power factor cos φ	≥ 0.95	≥ 0.95
Circuit	EVG	EVG
Protection class	I	I
Lamp / Illuminant	2 x T26 / 18 W (T8)	1 x T26 / 36 W (T8) / 2 x T26 / 36 W (T8)
Rated luminous flux	2700 lm ¹⁾	3350 lm ¹⁾ / 6700 lm ¹⁾
Lamp cap	G13 accd. to IEC 60061-1	G13 accd. to IEC 60061-1
Light output ratio	78 %	86 % / 78 %
Dimensions (L x W x H)	1060 x 188 x 130 mm	1660 x 188 x 130 mm
Connecting terminals	L1, L2, L3, L, N, PE; max. 2 x 6 mm ² per terminal	L1, L2, L3, L, N, PE; max. 2 x 6 mm ² per terminal
Enclosure colour	RAL 7035 light grey	RAL 7035 light grey
Enclosure material	glass-fibre reinforced polyester	glass-fibre reinforced polyester
Weight	7.0 kg	9.0 kg
Cable glands / gland plates / enclosure drilling	Ex-e cable glands M25 x 1.5 (plastic), option: M20 x 1.5 metal thread ²⁾	Ex-e cable glands M25 x 1.5 (plastic), option: M20 x 1.5 metal thread ²⁾
Pole socket	Ø 44 mm x150 mm	Ø 44 mm x150 mm
Degree of protection accd. to EN 60529	IP66	IP66
Protective cover / protective bowl	Polycarbonate	Polycarbonate

¹⁾ depends on used lamps²⁾ with dustcover if entry/thread is not closed



2

Technical data

	eLLK 92018/18 V-CG-S / DCA	eLLK 92036/36 V-CG-S / DCA
EC-Type Examination Certificate	BVS 09 ATEX E 034	BVS 09 ATEX E 034
IECEX Certificate of Conformity	IECEX BVS 09.0033	IECEX BVS 09.0033
Marking accd. to 2014/34/EU	⊕ II 2 G Ex de mb II T4 Gb ⊕ II 2 D Ex tb IIIC T80 °C Db IP66	⊕ II 2 G Ex de mb II T4 Gb ⊕ II 2 D Ex tb IIIC T80 °C Db IP66
Marking accd. to IECEx	Ex de mb IIC T4 Gb Ex tb IIIC T80 °C Db	Ex de mb IIC T4 Gb Ex tb IIIC T80 °C Db
Permissible ambient temperature	-25 °C up to +50 °C / -25 °C up to +55 °C (DCA)	-25 °C up to +50 °C / -25 °C up to +55 °C (DCA)
IK-class according to EN 50102	IK 10 ± 20 J	IK 10 ± 20 J
Rated voltage	220 - 254 V AC 195 - 250 V DC	220 - 254 V AC 195 - 250 V DC
Rated current	0.19 A	0.35 A
Frequency	50 - 60 Hz	50 - 60 Hz
Power factor cos φ	≥ 0.95	≥ 0.95
Circuit	EVG/CG-S / DCA	EVG/CG-S / DCA
Protection class	I	I
Lamp / Illuminant	2 x T26 / 18 W (T8)	2 x T26 / 36 W (T8)
Rated luminous flux	2700 lm ¹⁾	6700 lm ¹⁾
Lamp cap	G13 accd. to IEC 60061-1	G13 accd. to IEC 60061-1
Light output ratio	78%	78%
Luminous flux in emergency operation	1350 lm ¹⁾	3350 lm ¹⁾
Dimensions (L x W x H)	760 x 188 x 130 mm	1360 x 188 x 130 mm
Connecting terminals	L1, L2, L3, L, N, PE; max. 2 x 6 mm ² per terminal	L1, L2, L3, L, N, PE; max. 2 x 6 mm ² per terminal
Enclosure colour	RAL 7035 light grey	RAL 7035 light grey
Enclosure material	glass-fibre reinforced polyester	glass-fibre reinforced polyester
Weight	5.6 kg	7.7 kg
Cable glands / gland plates / enclosure drilling	Ex-e cable glands M25 x 1.5 (plastic), option: M20 x 1.5 metal thread ²⁾	Ex-e cable glands M25 x 1.5 (plastic), option: M20 x 1.5 metal thread ²⁾
Degree of protection accd. to EN 60529	IP66	IP66
Protective cover / protective bowl	Polycarbonate	Polycarbonate

¹⁾ depends on used lamps

²⁾ with dustcover if entry/thread is not closed



Technical data

eLLK 92058/58 V-CG-S

EC-Type Examination Certificate	BVS 09 ATEX E 034
IECEX Certificate of Conformity	IECEX BVS 09.0033
Marking accd. to 2014/34/EU	Ex II 2 G Ex de mb II T4 Gb Ex II 2 D Ex tb IIIC T80 °C Db IP66
Marking accd. to IECEX	Ex de mb IIC T4 Gb Ex tb IIIC T80 °C Db
Permissible ambient temperature	-25 °C up to +40 °C
IK-class according to EN 50102	IK 10 \pm 20 J
Rated voltage	220 - 254 V AC 195 - 250 V DC
Rated current	0.54 A
Frequency	50 - 60 Hz
Power factor $\cos \varphi$	≥ 0.95
Circuit	EVG/CG-S
Protection class	I
Lamp / Illuminant	2 x T26 / 58 W (T8)
Rated luminous flux	10400 lm ¹⁾
Lamp cap	G13 accd. to IEC 60061-1
Light output ratio	72 %
Luminous flux in emergency operation	5200 lm ²⁾
Dimensions (L x W x H)	1660 x 188 x 130 mm
Connecting terminals	L1, L2, L3, L, N, PE; max. 2 x 6 mm ² per terminal
Enclosure colour	RAL 7035 light grey
Enclosure material	glass-fibre reinforced polyester
Weight	8.9 kg
Cable glands / gland plates / enclosure drilling	Ex-e cable glands M25 x 1.5 (plastic), option: M20 x 1.5 metal thread ³⁾
Degree of protection accd. to EN 60529	IP66
Protective cover / protective bowl	Polycarbonate

¹⁾ depends on used lamps

²⁾ with dustcover if entry/thread is not closed



Technical data

	eLLK 92 2217/U240 (2 x 17 W)	eLLK 92 4232/U240 (2 x 32 W)
Marking accd. to CEC 018	Ex ed IIC T4 Class I Div. 2 Gr. A, B, C, D Class II Div. 1 Gr. E, F and G	Ex ed IIC T4 Class I Div. 2 Gr. A, B, C, D Class II Div. 1 Gr. E, F and G
Marking accd. to NEC 500/505	Class I Zone 1 AEx de IIC T4 Class I Div. 2 Gr. A, B, C, D Class II Div. 2 Gr. F and G	Class I Zone 1 AEx de IIC T4 Class I Div. 2 Gr. A, B, C, D Class II Div. 2 Gr. F and G
Certificate of Compliance	CSA 10.2325079	CSA 10.2325079
Permissible ambient temperature	-25 °C up to +55 °C	-25 °C up to +55 °C
IK-class according to EN 50102	IK 10 Δ 20 J	IK 10 Δ 20 J
Rated voltage	120 - 240 V	120 - 240 V
Rated current	0.38 / 0.18 A	0.7 / 0.34 A
Frequency	50 - 60 Hz	50 - 60 Hz
Power factor cos ϕ	≥ 0.95	≥ 0.95
Circuit	EVG	EVG
Protection class	I	I
Lamp / Illuminant	2 x F17 T8	2 x F32 T8
Rated luminous flux	2600 lm ¹⁾	6600 lm ¹⁾
Lamp cap	G13 accd. to IEC 60061	G13 accd. to IEC 60061
Light output ratio	78 %	78 %
Dimensions (L x W x H)	760 x 188 x 130 mm	1360 x 188 x 130 mm
Connecting terminals	L1, L2, L3, L, N, PE; max. 2 x 6 mm ² per terminal	L1, L2, L3, L, N, PE; max. 2 x 6 mm ² per terminal
Enclosure colour	RAL 7035 light grey	RAL 7035 light grey
Enclosure material	glass-fibre reinforced polyester	glass-fibre reinforced polyester
Weight	5.4 kg	7.4 kg
Cable glands / gland plates / enclosure drilling	3/4" NPT metal thread with dustcover	3/4" NPT metal thread with dustcover
Degree of protection accd. to EN 60529	IP66	IP66
Protective cover / protective bowl	Polycarbonate	Polycarbonate

¹⁾ depends on used lamps

